



Features at a glance

- Easy to use, open and close
- Heavy-duty double pulley system and commercial grade pulley rope
- Glass-filled nylon high-performance hubs and brackets
- Marine grade anodised aluminium frame and pole
- Stainless steel fastenings and components
- Commercial strength pole with a large diameter and thick aluminium wall
- Protection Cover included

Tough Shade



Featuring eight commercial-strength strut arms.

Canopy

- Premium 100% solution-dyed fabric
- Maintenance: All fabrics can be washed and are replaceable
- Shade Rating: UPF 50+

Custom Branding

We specialise in custom branding umbrellas with your logo/brand.




Stock Colours*


*Special Order Colours available on request



Egg Shell White



Boulder Grey



Black Widow



Rich Red



Lemon Yellow



Cobalt Blue

BEST-IN-CLASS WARRANTY

Relax easy knowing your outdoor umbrella purchase is protected by the industry's best warranty (conditions apply) and customer support.



Fabric
Warranty



Frame
Warranty


Mounting Options



Concrete Base
27kg Base - suitable for 2.0m Square and 2.7m Octagon sizes only.



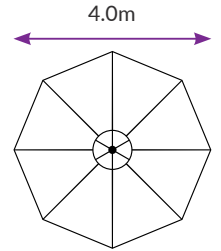
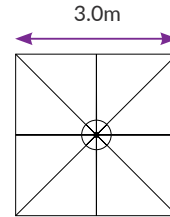
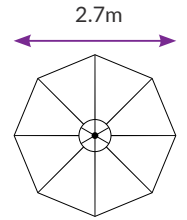
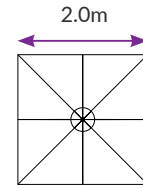
Surface Plate
 Bolt-down mounting option. Suitable for all SU2 sizes.



Steel Flat Plate Base
35kg Base - recommended for 2.0m Square and 2.7m Octagon sizes.

45kg Base - recommended for 3.0m Square and 4.0m Octagon sizes.

Size & Configuration



Umbrella Dimensions



Diagram Legend

	2.0m	2.7m	3.0m	4.0m	
A	Overall Height*	2600mm	2645mm	2935mm	2850mm
B	Clearance of Closed Strut Arms*	1150mm	1250mm	780mm	815mm
C	Canopy Width*	2000mm	2700mm	3000mm	4000mm
D	Head Clearance*	2200mm	2200mm	2295mm	2260mm
E	Pole Outside Diameter	38mm	38mm	48mm	48mm

Note: All measurements are approximate only and are subject to change.

Call 0800 10 27 10 for a free consultation
 or visit weathermaster.co.nz

Blinds | Awnings | Shutters | Umbrellas