


SANCTUARY
Aluminium Gate
Systems



FOR FREE MEASURE AND QUOTE CALL 0800 466 375

www.homeplus.co.nz

ARCHITECTURAL SERIES



CLASSIC SERIES



Select from one of the timeless gate designs from the Sanctuary Classic Gate range. There is a style to suit most requirements.

Manufactured in New Zealand using high quality non-corrosive aluminium, these gates feature all welded construction to provide the ultimate in strength while being light enough to open either manually or with automation. The Sanctuary Classic system utilizes 19mm round balusters and heavy wall 50mm box section custom welded in a range of traditional curved top, flat top or spear head designs and then finished by Dulux powder-coating to provide a durable gate system. A full range of stainless steel or nylon hinges, latches and other gate hardware is available as standard.

ADVANTE SERIES





The Sanctuary Architectural Gate System combines a proprietary aluminium frame with non-corrosive stainless steel or bronze components to produce an elegant and secure residential or light commercial gate.

The system is extremely versatile and can be custom made in a range of infill designs - Louvre, Tongue and Groove, Horizontal or Vertical Slats. Gates are finished with a range of Dulux® powder coat colours to meet most modern architectural requirements.



The Advante Gate Series is a stylish and affordable modular solution range of gates that are ideal to keep children or pets inside properties.

Featuring a modern 18mm square baluster design and twin top rail that offers great looks and durability, the Advante gate is constructed from light weight aluminium, surface finished in a range of powder-coat colours. Gate panels come in 1200mm, 1500mm and 1800mm high single, double swing and/or sliding. They are custom made to width. A full range of stainless steel or nylon hinges, latches and other gate hardware is available.



ARCHITECTURAL SERIES SPECIFICATIONS

MINIMUM WIDTH	800mm
MAXIMUM WIDTH	Sliding - 5800mm; Hinged 3000mm per Leaf
MINIMUM HEIGHT	800mm
MAXIMUM HEIGHT	2100mm
ALUMINIUM	Extruded 6060 T5 – Corner Cleat Fabricated or Welded.
CONFIGURATIONS	Single Hinged, Double Hinged, Single Sliding, Double Sliding
INFILL OPTIONS	58, 80 or 120mm Louvre, 17mm Baluster, 60mm Slat, 123mm Slat, 100mm Tongue and Groove
HARDWARE	80mm Sliding Wheels & Top Guides 304 Stainless Steel, 15.5 mm OD Aluminium Track
HINGES	Bronze, Nylon or Aluminium
FIXING COMPONENTS	Stainless Steel
POWDER-COATING	Dulux Duralloy with 10 year film Integrity Warranty
AUTOMATION	Nice Italian Gate Automation

CLASSIC SERIES SPECIFICATIONS

MINIMUM WIDTH	800mm
MAXIMUM WIDTH	Sliding - 5800mm; Hinged 3000mm per Leaf
MINIMUM HEIGHT	800mm
MAXIMUM HEIGHT	2100mm
ALUMINIUM	Extruded and Welded 6060 T5 50mm x 3mm Box Section with Radiuses
CONFIGURATIONS	Single Hinged, Double Hinged, Single Sliding, Double Sliding
INFILL OPTIONS	19mm Round Baluster
HARDWARE	80mm Sliding Wheels & Top Guides 304 Stainless Steel, 15.5 mm OD Aluminium Track
HINGES	Bronze, Nylon or Aluminium
FIXING COMPONENTS	Stainless Steel
POWDER-COATING	Dulux Duralloy with 10 year film Integrity Warranty
AUTOMATION	Nice Italian Gate Automation


ADVANTE SERIES SPECIFICATIONS

MINIMUM WIDTH	800mm
MAXIMUM WIDTH	Sliding - 3600mm; Hinged 3000mm per Leaf
HEIGHT OPTIONS	1200mm, 1500mm, 1800mm
ALUMINIUM	Extruded and Welded 6060 T5 50mm Box Section Stiles with 38mm x 25mm Rails
CONFIGURATIONS	Single Hinged, Double Hinged, Single Sliding, Double Sliding
INFILL OPTIONS	18mm Square Baluster
HARDWARE	80mm Sliding Wheels & Top Guides 304 Stainless Steel, 15.5 mm OD Aluminium Track
HINGES	Nylon or Aluminium
FIXING COMPONENTS	Stainless Steel
POWDER-COATING	Dulux Duralloy with 10 year film Integrity Warranty
AUTOMATION	Nice Italian Gate Automation




DESIGNS

ARCHITECTURAL SERIES




BALUSTER INFILL
17MM



T & G SLAT INFILL
100MM



HORIZONTAL LOUVRE INFILL 58MM, 80MM OR 120MM




VERTICAL SLAT INFILL 60MM OR 123MM




HORIZONTAL SLAT INFILL 60MM OR 123MM

CLASSIC SERIES

DESIGN - AKAROA



A



AA




A-DT




AA-DT


DESIGN - BALCLUTHA




B



BA



B-DT



BA-DT

DESIGN - CLYDE



C




CA

DESIGN - DARFIELD



D



DA

DESIGN - EGMONT



E




EA

DESIGN - FOXTON



F

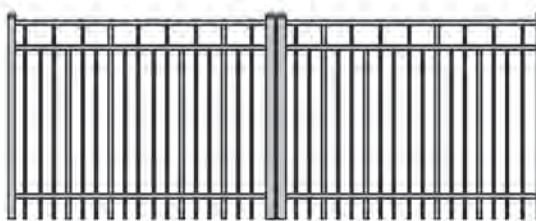


F-DT


ADVANTE SERIES



SLIDING GATE
1800MM HEIGHT CONFIGURATION



HINGED DOUBLE GATE
1200MM OR 1500MM HEIGHT CONFIGURATIONS



HINGED SINGLE GATE
1200MM OR 1500MM HEIGHT CONFIGURATIONS

SLIDING GATE AUTOMATION



NICE ROBUS 400 KIT

- For Sliding Gates up to 400kgs maximum
- Advanced European technology: 24Vdc Motor adapts to climatic conditions.
- A master slave selection automatically synchronizes 2-leaf sliding gates set opposite each other.
- Safe: Acceleration and deceleration can be adjusted at the beginning and the end of opening and closing.
- Intelligent: Thanks to automatic obstacle detection system and self diagnostic by means of flashing light.
- Sturdy base and release in pressure die cast with easy to open emergency handle.
- Optional Battery back-up housed inside the unit
- Suitable for use with Solemyo Solar Power kit
- Note: Other Nice Sliding Gate Automation systems are available. Always consult your installer for the correct system for your application.

HINGED GATE AUTOMATION



NICE WINGO4024 KIT

- For Swing Gates with Leaves up to 2 Meters - WINGO4024KC (or up to 3.5 meters WINGO5KCE)
- 24 Vdc electromechanical gear motors
- Reliable and silent motors with patented layout of internal parts resulting in fewer moving components.
- Mooncleaver control unit including features such as pedestrian pass opening, deceleration on opening and closing and clutch with anti-crush safety feature.
- User friendly emergency release with personalized Nice key
- Pre assembled travel stops on opening and closing.
- Optional Battery back up
- Suitable for use with Solemyo Solar Power kit

Note: The Wingo system is not designed for large Architectural Louvered, T & G or Slat gates or gates in high wind areas. Other Nice Hinged Gate Automation systems are more suitable. Always consult your installer for the correct system for your application.

SOLEMYO SOLAR POWER



The Solemyo is the solar power kit for automation systems used on gates when located far from the electrical mains. The SYKCE kit includes SYP Photovoltaic panel for 24volt power supply, PSY24 Battery box with control circuit and carry handle and a 2 meter battery to automation unit connection lead.

- Installable anywhere without the need for connections or excavations - even in the most remote locations or those difficult to access with the power mains.
- The SYP Panel - available individually is ideal for all situations with low exposure to the sun.
- Low consumption with no risk of power blackouts. Extended duration of energy reserve ensures perfect operation even at night time or in prolonged overcast conditions.
- The SYA1 Auxiliary Power Accessory (optional extra) enables rapid battery charging via mains as an alternative to the photovoltaic panel. The battery pack can be easily disconnected and carried to the closest power source be given a "boost" via 230 volt mains to full charge if required.

Note: Solemyo is designed for residential use and is not recommended for commercial or high use applications. Always consult your installer for the correct system for your application.

Available from:

Authorised Dealer

To Guarantee customer satisfaction and meet a high standard of quality Juralco Aluminium Systems are only available from experienced installers. Authorised Sanctuary Dealers are licenced to supply genuine Sanctuary products. You can refer to the address here and be confident that you will have a service that matches the Sanctuary product Quality.

The products in this brochure are the subject of intellectual property protection. All brands are either trademarks of Juralco Aluminium Building Products Ltd or used under licence.

Dulux® is a registered trademark of Dulux Group (Australia) PTY LTD.

masterspec partner
SECTION 8432JS

H/BR/SANCTF&G/18

WWW.HOMEPLUS.co.nz